

# InvisiClues™ The Hint Booklet for



**INFOCOM™**

**Infocom Dept. of Touristry  
Lost Despondent Adventurer's  
Map for**



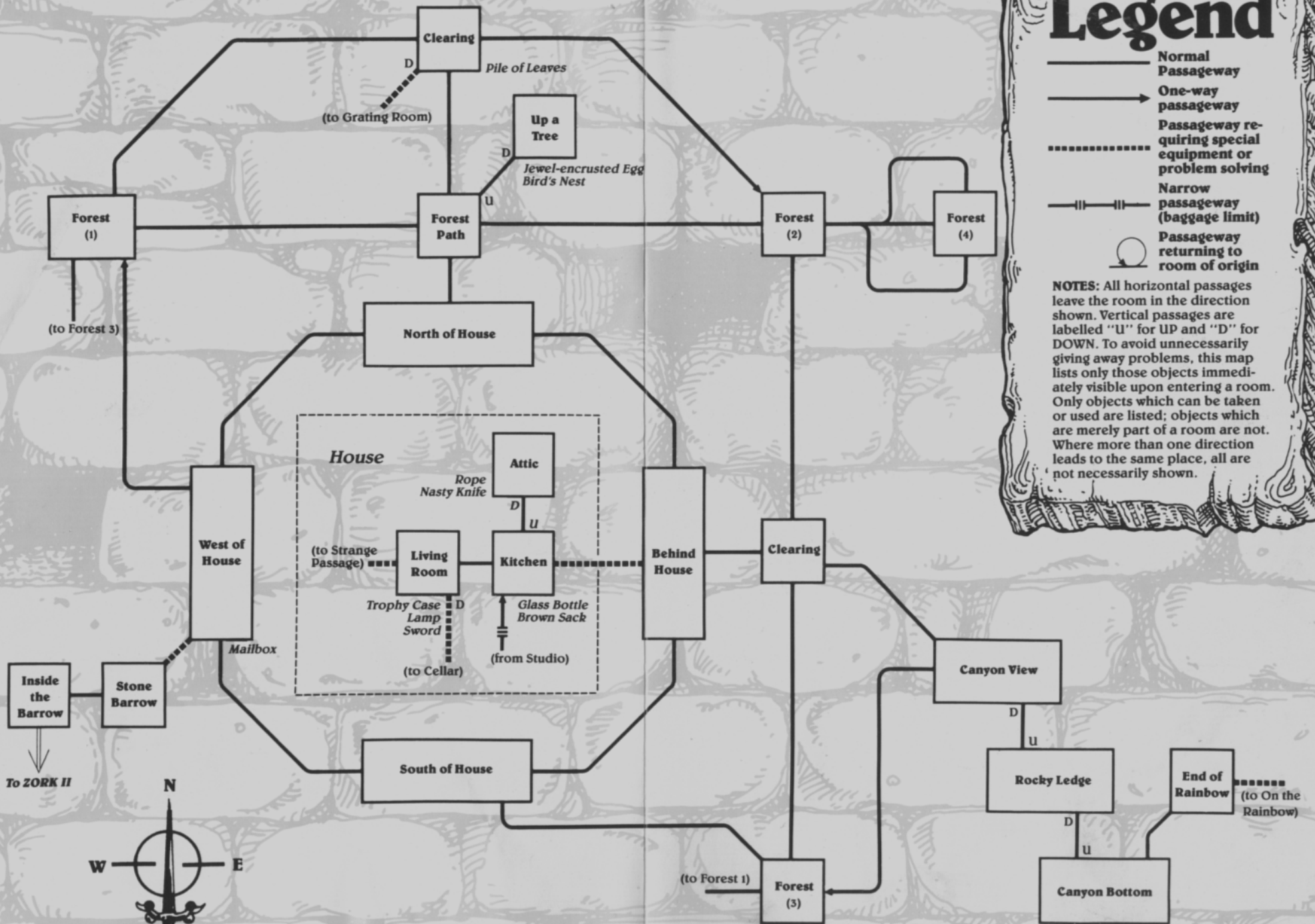
**The Great  
Underground Empire**

**INFOCOM**

# Legend

- Normal Passageway
- One-way passageway
- Passageway requiring special equipment or problem solving
- Narrow passageway (baggage limit)
- Passageway returning to room of origin

**NOTES:** All horizontal passages leave the room in the direction shown. Vertical passages are labelled "U" for UP and "D" for DOWN. To avoid unnecessarily giving away problems, this map lists only those objects immediately visible upon entering a room. Only objects which can be taken or used are listed; objects which are merely part of a room are not. Where more than one direction leads to the same place, all are not necessarily shown.



To ZORK II



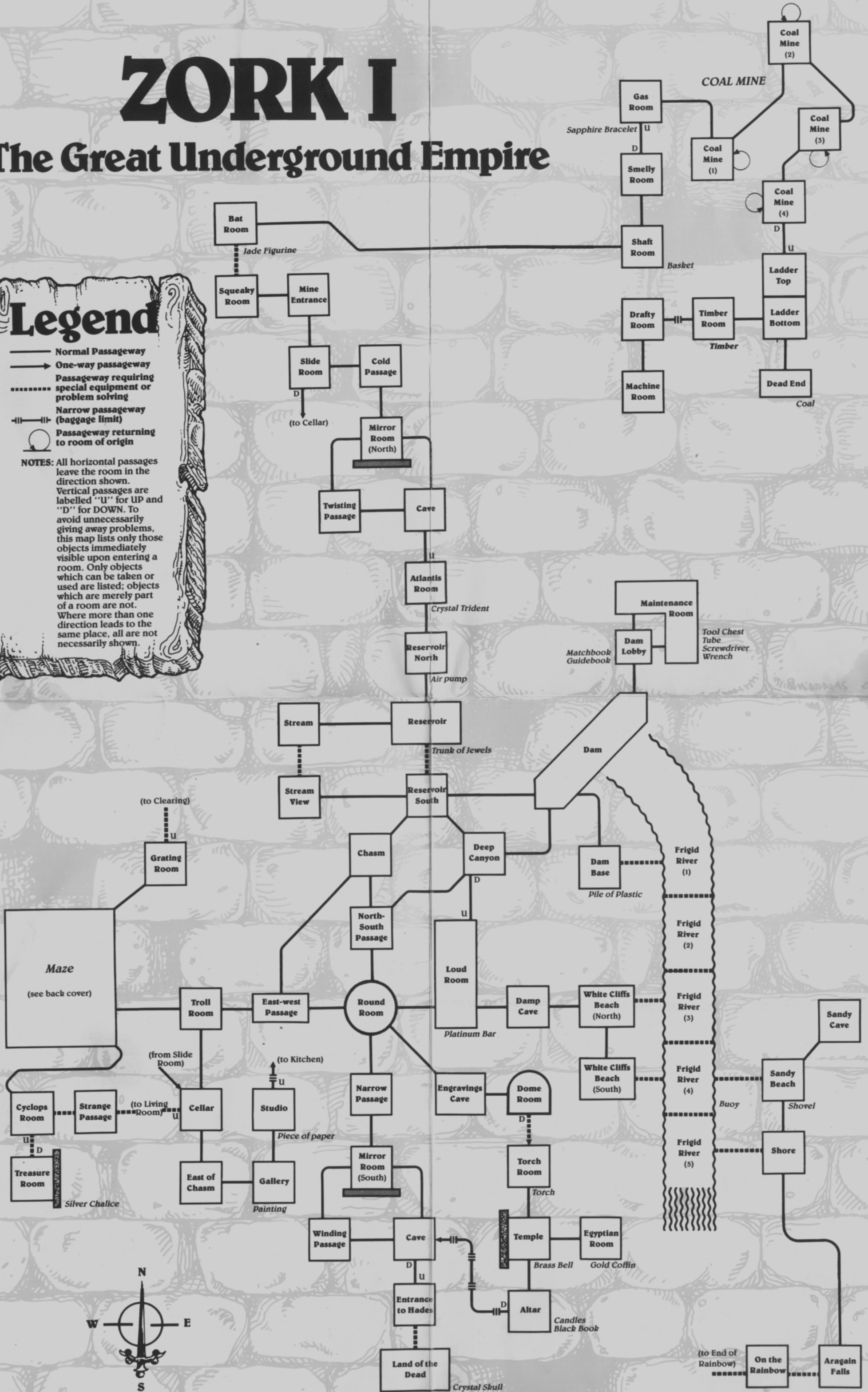
# ZORK I

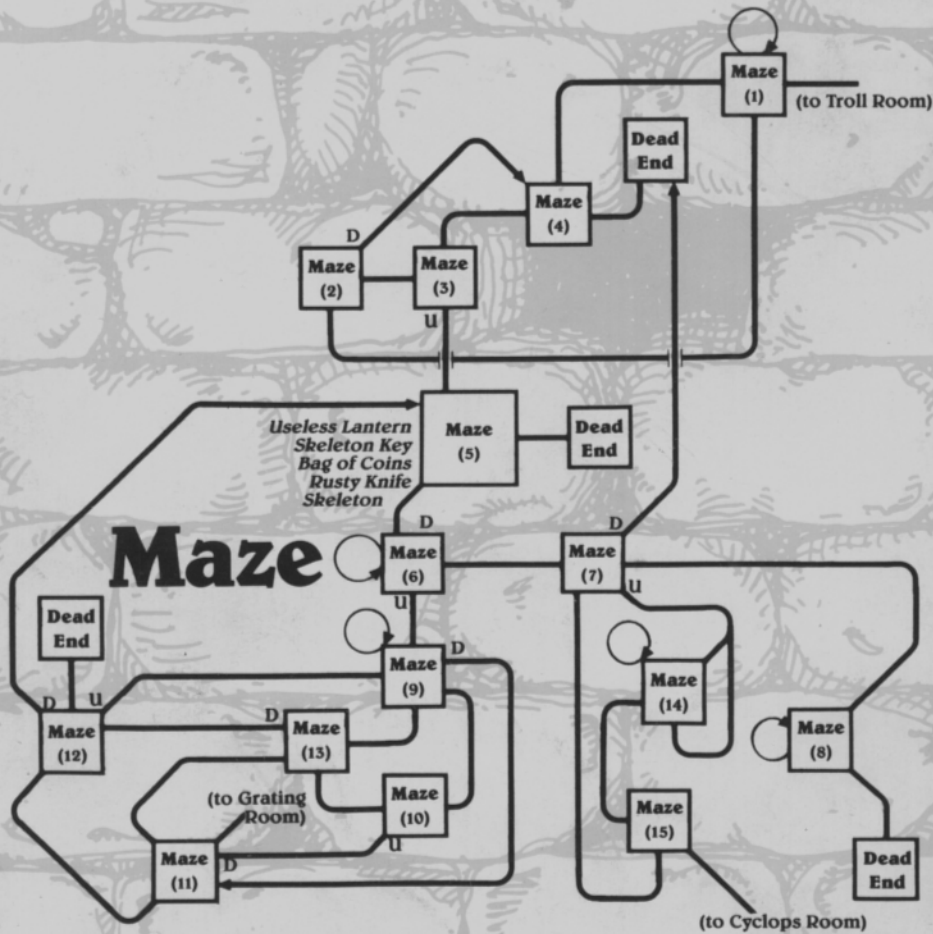
## The Great Underground Empire

### Legend

- Normal Passageway
- One-way passageway
- ⋯ Passageway requiring special equipment or problem solving
- ||| Narrow passageway (baggage limit)
- ⊙ Passageway returning to room of origin

**NOTES:** All horizontal passages leave the room in the direction shown. Vertical passages are labelled "U" for UP and "D" for DOWN. To avoid unnecessarily giving away problems, this map lists only those objects immediately visible upon entering a room. Only objects which can be taken or used are listed; objects which are merely part of a room are not. Where more than one direction leads to the same place, all are not necessarily shown.





# Maze

Useless Lantern  
 Skeleton Key  
 Bag of Coins  
 Rusty Knife  
 Skeleton